



ಬೃಹತ್ ಬೆಂಗಳೂರು ಮಹಾನಗರ ಪಾಲಿಕೆ  
Bruhat Bengaluru Mahanagara Palike



# BBMP COVID-19 WAR ROOM BULLETIN - 06.06.2021

BBMP / COVID-19 WAR ROOM / BULLETIN – 440/ 06.06.2021 / #BBMPfightsCOVID19



# ABSTRACT OF COVID-19 CASES IN BENGALURU



	MALE	FEMALE	TRANSGENDER	MALE	FEMALE	TRANSGENDER	TOTAL	
	Last 24 Hours	Last 24 Hours	Last 24 Hours	Cumulative	Cumulative	Cumulative	Last 24 Hours	Cumulative
<b>Positive Cases</b>	1,784	1,159	1	7,07,138	4,75,860	128	<b>2,944</b>	<b>11,83,126</b>
<b>Recovered Cases</b>	5,751	4,473	0	6,28,603	4,22,212	95	<b>10,224</b>	<b>10,50,910</b>
<b>Death Cases</b>	124	63	0	9,440	5,432	4	<b>187</b>	<b>14,876</b>
<b>Total Tests Done</b>	<b>In Last 24 hrs : 68,235</b>			<b>Cumulative : 1,32,48,650</b>				
<b>ACTIVE CASES</b>					<b>1,17,340</b>			

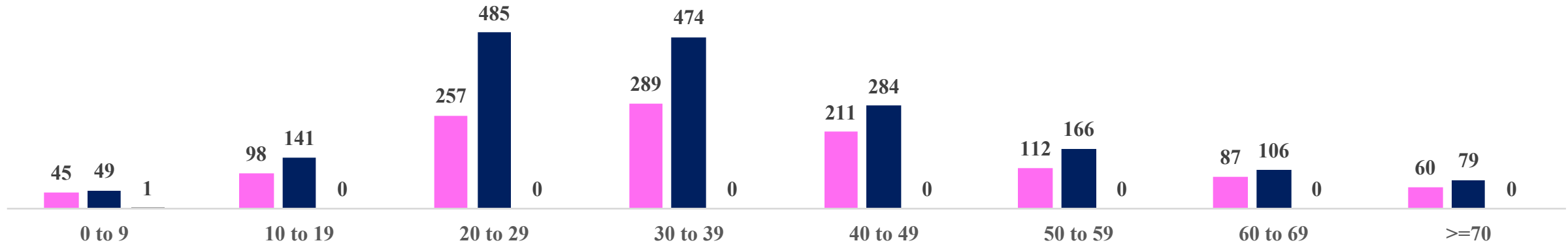


# LAST 24 HOURS AGE GROUP AND GENDER WISE DISTRIBUTION

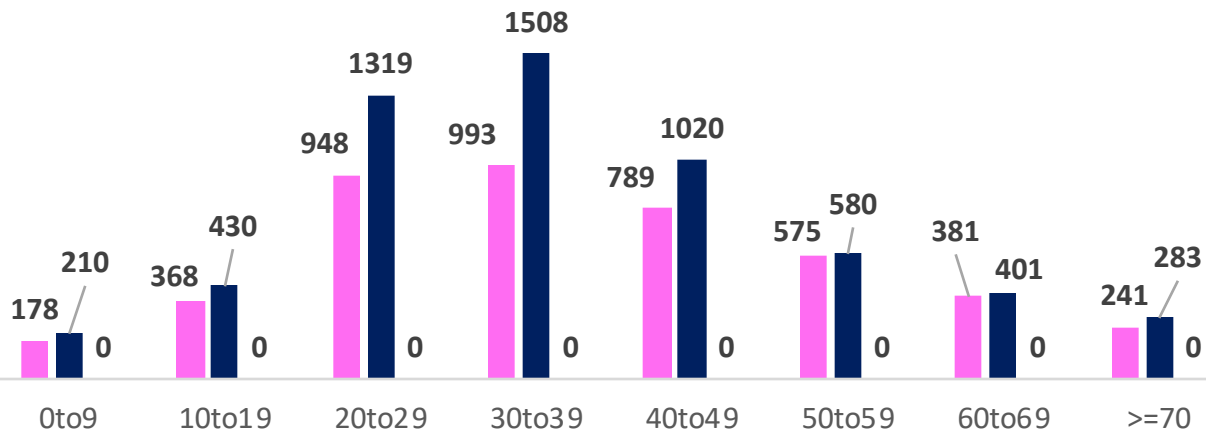


**Positive Cases : 2,944**

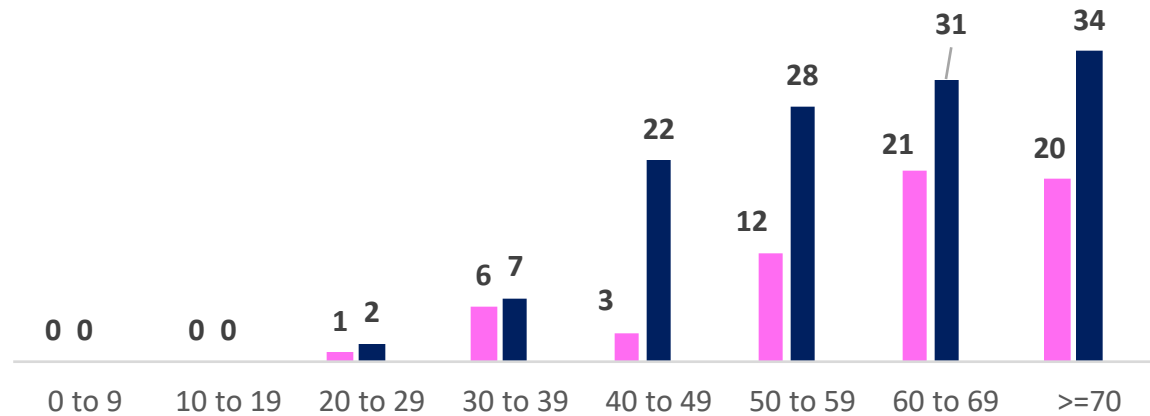
FEMALE MALE TRANSGENDER



**Recovered Cases : 10,224**



**Death Cases : 187**





# SNAPSHOT OF BENGALURU COVID-19 CASES IN LAST 8 WEEKS



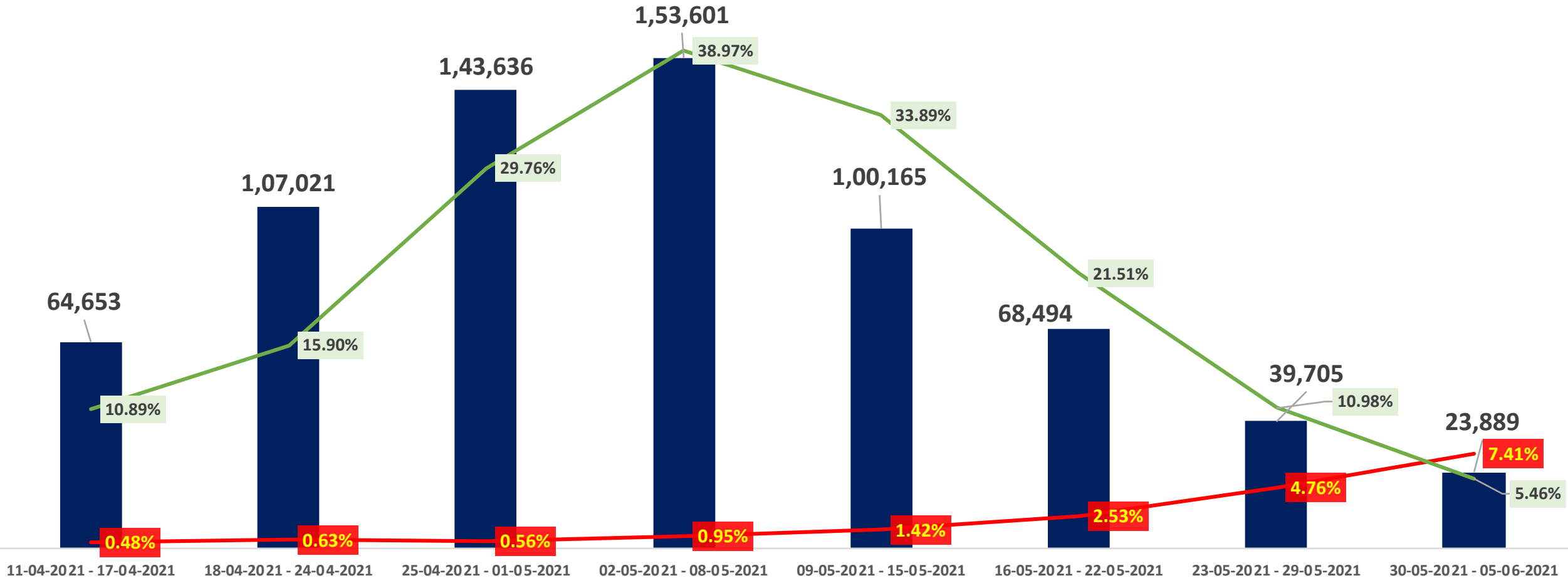
	11/04/21 TO 17/04/21	18/04/21 TO 24/04/21	25/04/21 TO 01/05/21	02/05/21 TO 08/05/21	09/05/21 TO 15/05/21	16/05/21 TO 22/05/21	23/05/21 TO 29/05/21	30/05/21 TO 05/06/21
<b>Total Positive Cases</b>	64,653	1,07,021	1,43,636	1,53,601	1,00,165	68,494	39,705	23,889
<b>Total Recovered Cases</b>	17,684	23,699	41,610	83,542	87,729	1,72,299	1,31,014	67,403
<b>Total Death Cases</b>	308	677	801	1,459	1,427	1,735	1,888	1,771
<b>Case Fatality Rate</b>	0.48%	0.63%	0.56%	0.95%	1.42%	2.53%	4.76%	7.41%
<b>Total Tests Conducted</b>	5,93,840	6,73,100	4,82,679	3,94,102	2,95,577	3,18,392	3,61,752	4,37,838
<b>Positivity Rate</b>	10.89%	15.90%	29.76%	38.97%	33.89%	21.51%	10.98%	5.46%



# POSITIVITY AND MORTALITY RATE OF BENGALURU – LAST 8 WEEKS

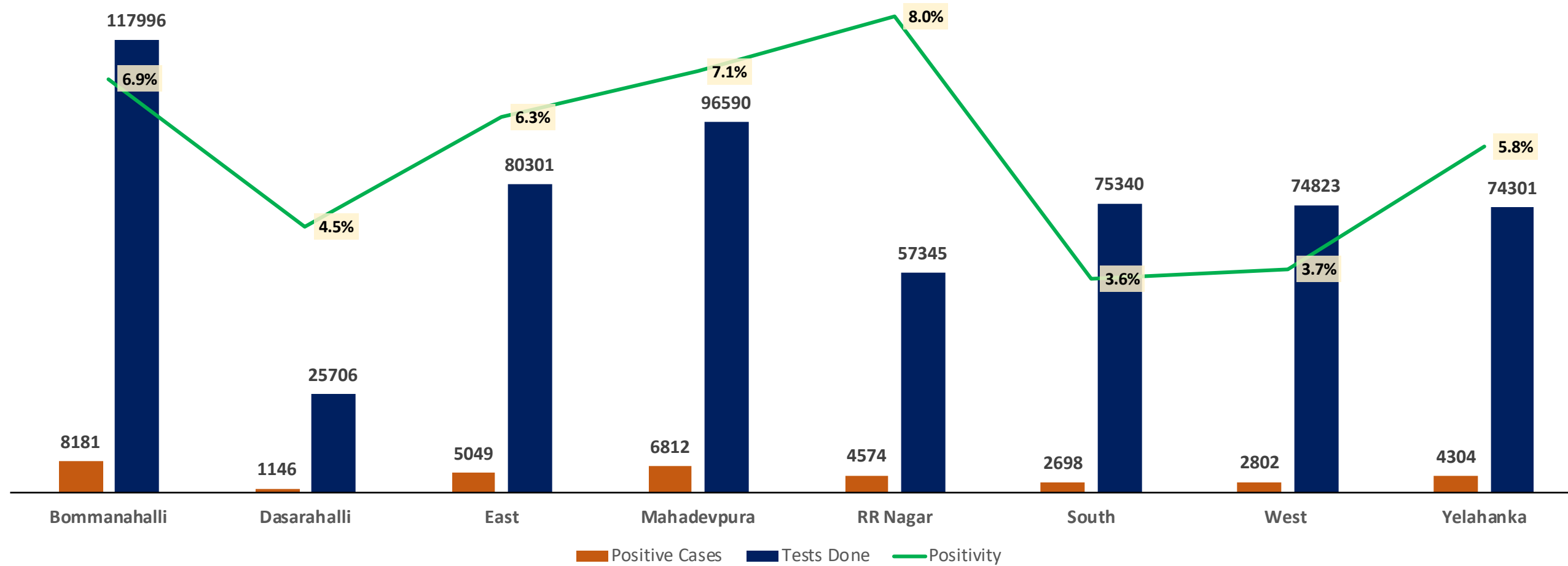


■ Total Positive Cases    — Case Fatality Rate    — Positivity Rate



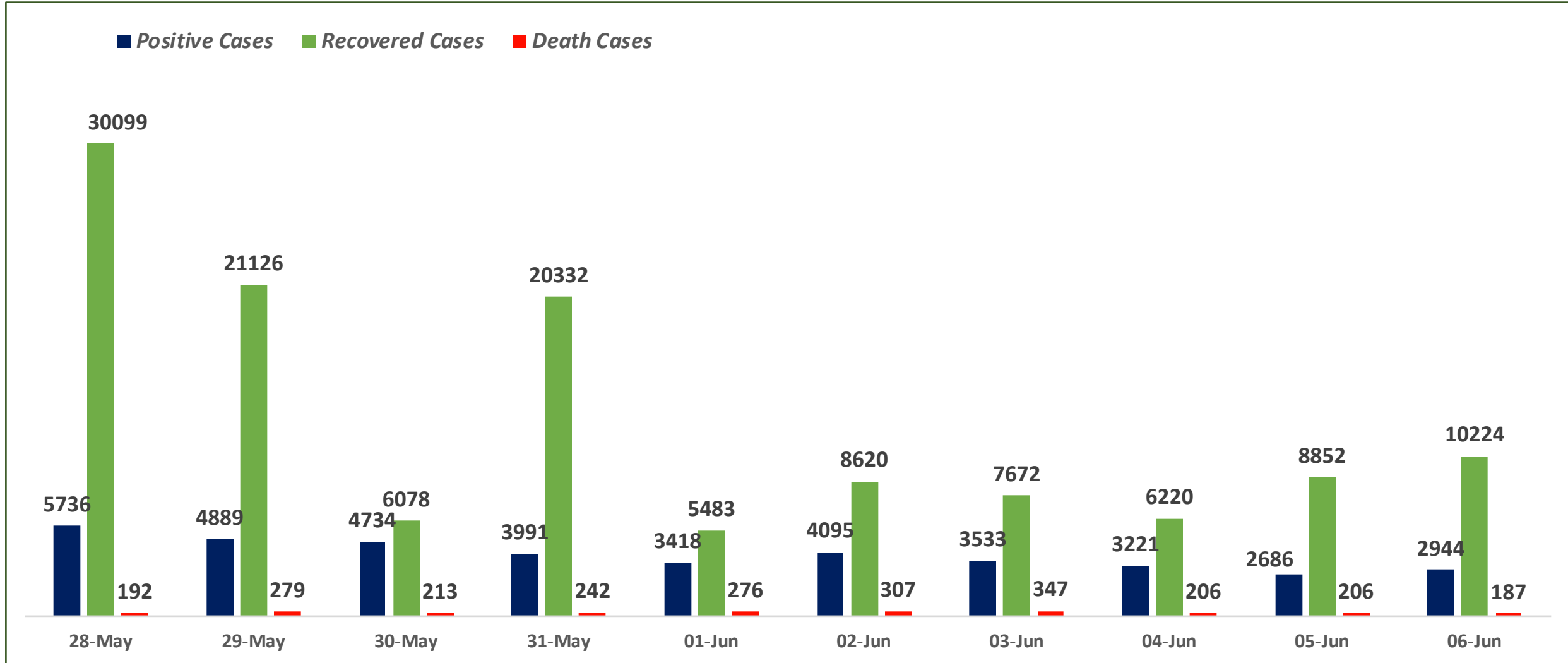


# ZONE WISE POSITIVITY TREND IN LAST 10 DAYS





# SNAPSHOT OF POSITIVE, RECOVERED AND DEATH CASES OVER LAST 10 DAYS ACROSS BBMP ZONES

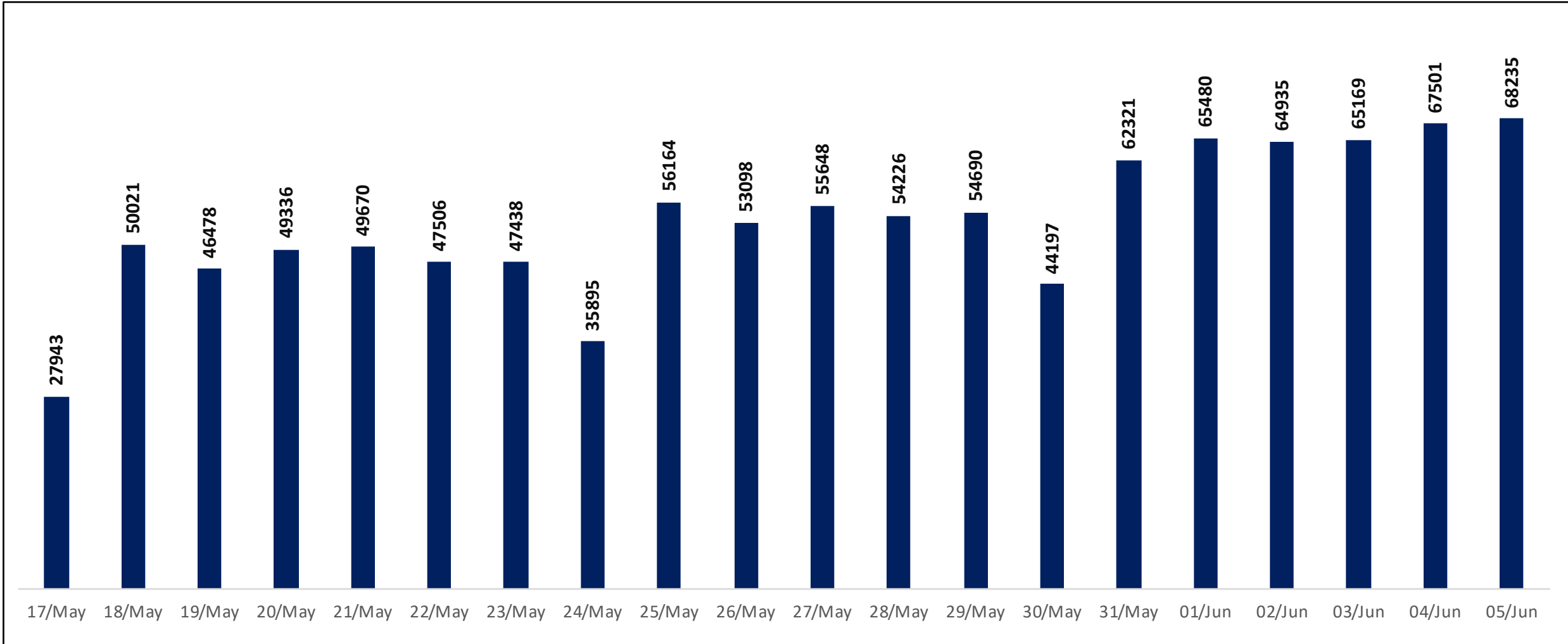




# TESTING TRENDS IN BENGALURU



Total Test Conducted Till Date	Test Conducted Last 24 hours
1,32,48,650	68,235





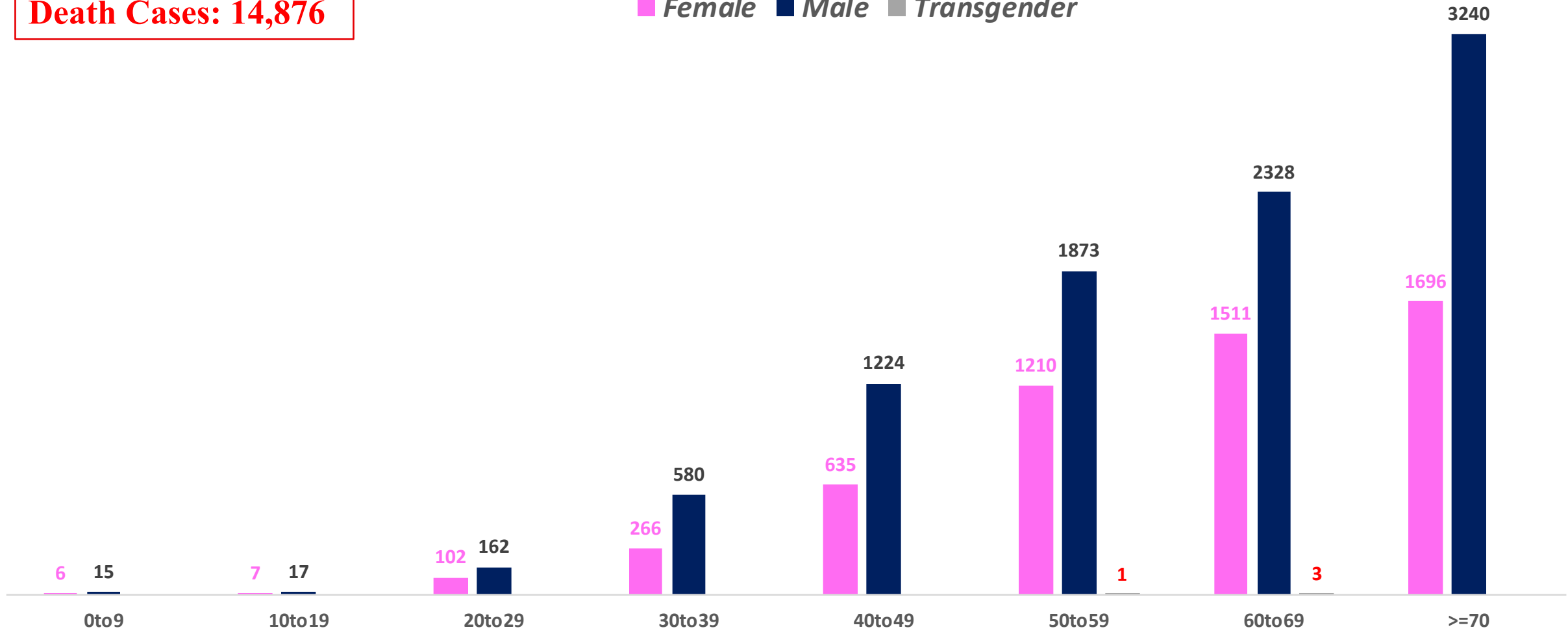


# AGE AND GENDER WISE DISTRIBUTION OF DEATH CASES



**Death Cases: 14,876**






















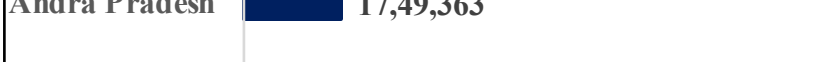








■ Female ■ Male ■ Transgender





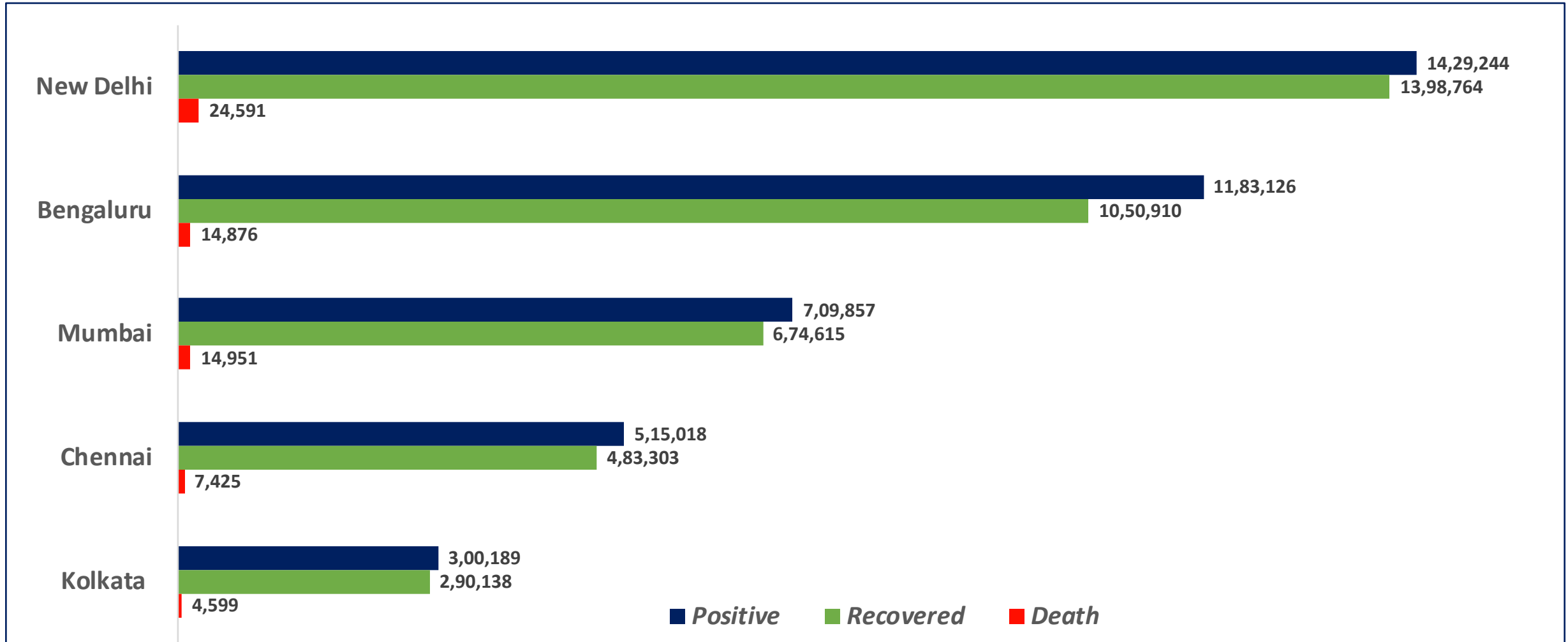
# TOP 10 COVID19 AFFECTED INDIAN STATES AS ON 05.06.2021



Total Positive Cases	Total Recovered Cases	Total Death Cases
		
		
		
		
		
		
		
		
		
		

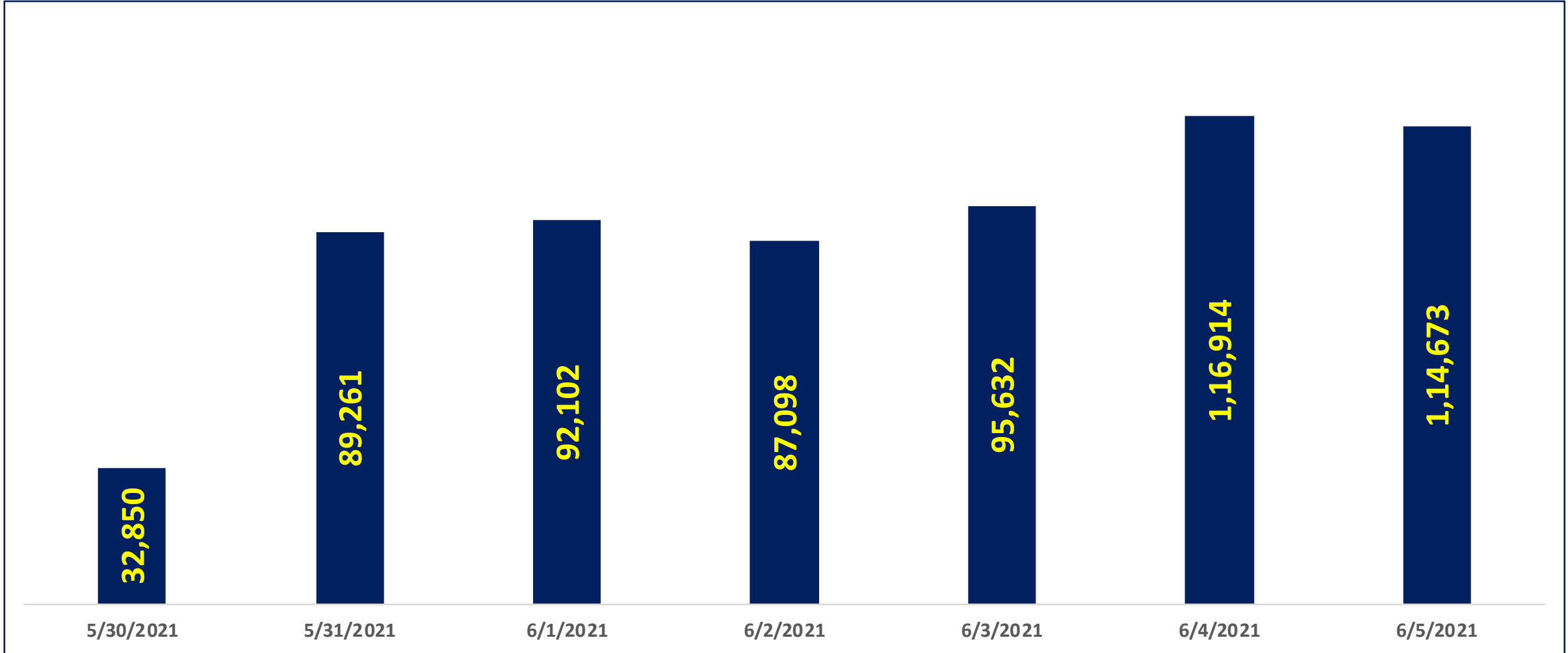


# BENGALURU AND METROPOLITIAN CITIES AS ON 05.06.2021





# TOTAL VACCINATION DONE IN LAST 7 DAYS





# COVID BED STATUS AS ON 06.06.2021



SR. NO.	Facility Type	No. of Hospital	Total Allocated Beds for C+ Patients					Occupied Beds for C+ Patients					Net Available Beds for C+ Patients				
			Gen Beds	HDU	ICU Beds	ICU-V	Total	Gen Beds	HDU	ICU Beds	ICU-V	Total	Gen Beds	HDU	ICU Beds	ICU-V	Total
1	Government Medical Colleges	4	60	615	63	82	820	14	137	60	79	290	46	478	3	3	530
2	Government Hospitals	16	676	219	70	147	1,112	251	154	53	142	600	425	65	17	5	512
3	Private Medical Colleges	12	3,966	2,342	141	206	6,655	131	450	95	175	851	3,835	1,892	46	31	5,804
4	Private Hospitals	143	2,628	1,736	335	218	4,917	592	881	276	197	1,946	2,036	855	59	21	2,971
5	Covid Care Centre	57	1,674	1,356	-	-	3,030	483	164	-	-	647	1,191	1,192	-	-	2,383
<b>Total Beds</b>		<b>232</b>	<b>9,004</b>	<b>6,268</b>	<b>609</b>	<b>653</b>	<b>16,534</b>	<b>1,471</b>	<b>1,786</b>	<b>484</b>	<b>593</b>	<b>4,334</b>	<b>7,533</b>	<b>4,482</b>	<b>125</b>	<b>60</b>	<b>12,200</b>



# SNAPSHOT OF COVID-19 CASES IN BENGALURU URBAN



**Total Wards With  
>100 Cases\* :  
104**

**Tests Conducted  
On 05.06.2021:  
68,235**

**Recovery  
Rate:  
88.82%**

**Total  
Active Cases :  
1,17,340**

**Total Vaccinated on  
05.06.2021:  
1,14,673**

**Positivity  
Rate\* :  
5.46%**

**Active  
Rate:  
9.92%**

**Case  
Fatality Rate\* :  
7.41%**



\*Total positive cases In the past 10 days

\*CFR and positivity is for Past 7 days



ಬೃಹತ್ ಬೆಂಗಳೂರು ಮಹಾನಗರ ಪಾಲಿಕೆ  
Bruhat Bengaluru Mahanagara Palike



<b>Download BBMP Bulletin</b>	<a href="https://apps.bbmpgov.in/covid19/mediabulletin.php">https://apps.bbmpgov.in/covid19/mediabulletin.php</a>
<b>For BBMPCovid19 Bed Status:</b>	<a href="https://apps.bbmpgov.in/covid19/en/Bedstatus.php">https://apps.bbmpgov.in/covid19/en/Bedstatus.php</a>
<b>To register for vaccination :</b>	<a href="https://selfregistration.cowin.gov.in/">https://selfregistration.cowin.gov.in/</a>
<b>BBMP COVID19 Dashboard:</b>	<a href="https://apps.bbmpgov.in/covid19/">https://apps.bbmpgov.in/covid19/</a>
<b>Follow us on:</b>	 <a href="http://www.facebook.com/bbmp.comm1/">www.facebook.com/bbmp.comm1/</a>
	 <a href="https://twitter.com/BBMPCOMM">twitter.com/BBMPCOMM</a>

**Issued by:**

**Honorable Chief Commissioner, BBMP  
Special Commissioner Health & IT, BBMP  
MD, Bengaluru Smart City Limited**

**THANK YOU !**

